

DATA SHEET

COMMUNITY R SERIES Point Source



R2-94Z-EN

DEFINED COVERAGE, TYPE B, THREE-WAY LOUDSPEAKER SYSTEM WITH 90° x 40° COVERAGE



FEATURES

- High-fidelity, high efficiency, full-range reproduction of music and speech
- Application-specific coverage pattern
- 100% weather-resistant and corrosion-resistant construction
- Included weather-resistant mounting yoke
- EN54-24 Certified

TECHNICAL SPECIFICATIONS

Operating Mode	Passive with DSP, Passive with low-impedance operation		
Operating Environment	Indoor/Outdoor		
Operating Range (-10dB)	70 Hz to 16 kHz (100 Hz - 10 kHz for EN54-24 applications)		
Nominal Beamwidth (H x V)	90° x 40°		
Coverage (-6dB) Horiz/Vert per EN54-24	500Hz: 134 / 97 1 kHz: 95 / 68	2 kHz: 61 / 47 4 kHz: 71 / 39	
Transducers	LF 2 x 12" (305 mm) weather-treated, Ferrofluid-cooled MF 1 x M200 2" exit, non-metallic diaphragm, Ferrofluid-cooled HF - 1 x 1" exit, titanium diaphragm		
Rated Noise Power	100 hr test, 6 dB crest factor 200 W Cont, 24.5 V RMS	2 hr test, 6 dB crest factor 400 W Cont, 1600 W peak 40 V RMS, 89 V momentary peak	
Broadband Sensitivity (1/3 octave bands)	@ 1 m @ 4 m	EN54-24 100 Hz-10kHz 98.3 dB @ 3 Ω 86.2 dB @ 3 Ω	Standard 80 Hz-16 kHz 105 dB @ 4 Ω n/a
Maximum Average Output (Broadband Sensitivity)	@ 1 m @ 4 m	EN54-24 100 hr rated noise power 121.3 dB 109.3 dB	Standard 2 hr rated noise power 131 dB (No EQ) n/a
Maximum Peak Output (Broadband Sensitivity)	@ 1 m	EN54-24 100 hr rated noise power 127.3 dB (6dB crest factor momentary peak)	Standard 2 hr rated noise power 137 dB (No EQ)
Nominal Impedance		EN54-24 criteria 3 Ω	Standard 4 Ω
Minimum Impedance	2.4 Ω @ 450 Hz		
Crossover Frequency	600 Hz / 3.5 kHz crossover, driver protection circuitry		
Required Accessory	70 Hz electronic high pass filter		

APPLICATIONS

Athletic Fields · Arenas · Stadiums · Racetracks Theme and Amusement Parks · Fairgrounds Convention Centers · Factories and Warehouses Air Shows · Rodeos · Electronic Carillons Multipurpose Outdoor and Indoor Venues

DESCRIPTION

The R2-94Z-EN full-range loudspeaker system is engineered to provide quality, long throw full-range sound projection in a variety of outdoor and indoor applications. Its wide, smooth frequency response and high efficiency ensures high-fidelity music reproduction along with superb projection of clear, intelligible speech at very low distortion.

The R2-94Z-EN is an all horn loaded triaxial design using precision waveguides manufactured by Biamp of hand-laminated fiberglass. The outer enclosure forms a double wall construction with the internal bass horn, providing a completely weather-sealed chamber for the LF drivers. The mid/high frequency horn assembly is mounted in the mouth of the bass horn. A high quality passive crossover with dynamic driver protection is included. The result is a loudspeaker system that is extremely strong, non-resonant, weather-resistant, and easy to install.

PHYSICAL

Input Connection	12 foot (4 m) SJOW #16 gauge
Controls	None
Mounting Provisions	(5) 1/2-13 rigging points
Operation Environment	IEC529 IP55W rating with a minimum 5-degree downward aiming angle
Dimensions W x D	24.75" x 24.75" x 30.75" (629 x 629 x 781 mm)
Weight	96 lbs (43.5 kg) loudspeaker and yoke
Grille	3-layer Weather-Stop™ with polyester mesh, foam, zinc-rich epoxy dual-layer powder-coated perforated marine-grade aluminum color-matched to enclosure
Accessories (included)	Weather-resistant mounting yoke, light grey (RAL 7038)

Biamp strives to improve its products on a continual basis. Specifications are therefore subject to change without notice.

NOTES: All measurements made in outdoor half-space free-field conditions.
Watts: All wattage figures are calculated using the rated nominal impedance.



A: 9300 S.W. Gemini Drive Beaverton, OR 97008 USA

T: +1 503.641.7287

W: www.biamp.com

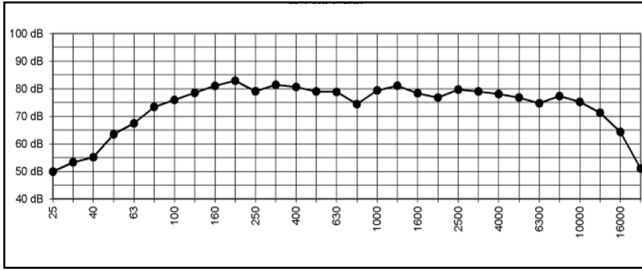
COMMUNITY R SERIES Point Source

R2-94Z-EN

DEFINED COVERAGE, TYPE B, THREE-WAY
LOUDSPEAKER SYSTEM WITH 90° x 40° COVERAGE

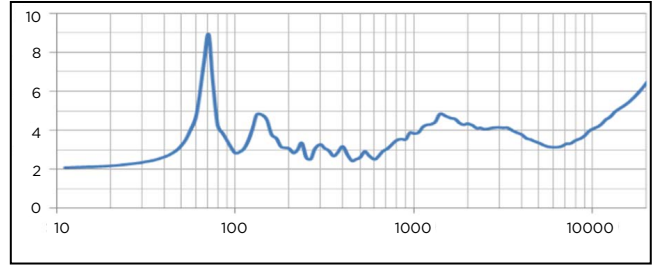
FREQUENCY RESPONSE (dB SPL)

■ 1 W / 4 m Sensitivity



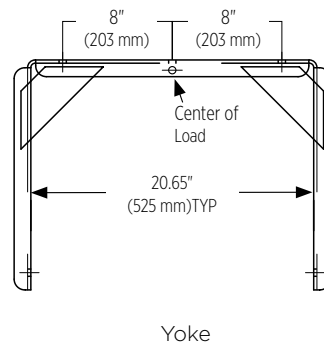
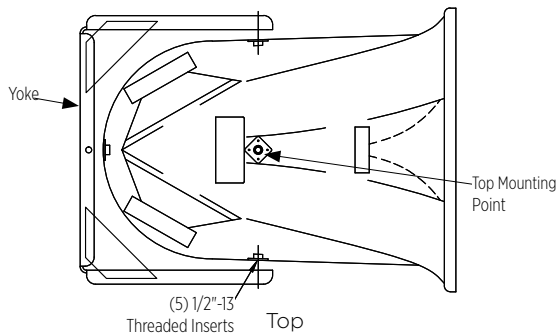
Frequency (Hz)

IMPEDANCE (Ω)



Frequency (Hz)

TECHNICAL DRAWING



Note: Cabinets are hand-laminated and measurements vary slightly due to the thickness of the fiberglass. Dimensions shown should not be used to fabricate hanging fixtures. Mounting points are approximate.

